



1 Goodbye glasses

Get rid of glasses and see a world of a difference with 100% Blade Free i-Lasik

If you've been researching LASIK, chances are the 5,000+ brands of LASIK - and the dizzying array of technologies and clinical outcomes - have left you more blurry-eyed than usual. The 100% Blade Free i-Lasik procedure changes that.

Combining the industry's most advanced LASIK technologies into one premium brand, the 100% Blade Free i-Lasik procedure comprises more than \$4 billion and a decade in research, development and technology acquisition. The i-Lasik procedure is 100% custom-fit and totally blade free for you and your eyes, offering outstanding safety through reduced flap complications and better visual outcomes.

Step One: The 100% Blade Free i-Lasik advancements address the uniqueness of your two eyes, from the individual curvature of your corneas, to the microscopic nuances

of your anatomy, with the goal of delivering the exact correction you need. Iris Registration and WaveScan™ 3D Mapping create a blueprint (or fingerprint) of your eye, allowing your surgeon to custom-fit the 100% Blade Free i-Lasik procedure for each of your eyes.

Step Two: Two lasers are used in the 100% Blade Free i-Lasik procedure instead of just one. The first, ultra-fast laser creates a thin corneal flap, which is then folded back to allow the second laser to correct your vision based on the exact specification / measurement of your eye(s). It takes just minutes and patients experience

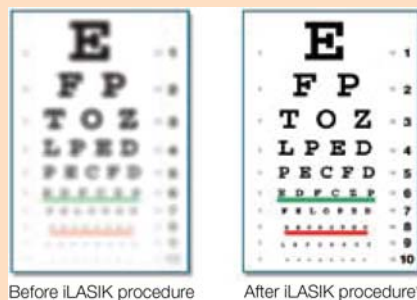
a quick, virtually painless procedure with immediate results. However in other lasik procedures, a blade is used to create a flap in the cornea.

Step Three: Final post-op visits are conducted and then you are free to resume your active lifestyle, with the potential for 20/20* or better vision.

The 100% Blade Free i-Lasik procedure removes the veil of confusion in LASIK advertising. Patients now can find all of the most advanced laser vision correction technologies available today under the banner of one premium procedure.

EYE OPENER

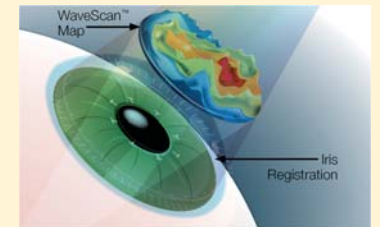
Cras orci sapien, cursus non, tristique ac, imperdiet eu, elit. Proin sed tortor id sapien fermentum cursus. Curabitur id leo id turpis pretium vehicula. Duis eu pede. Praesent eu nulla id diam adipiscing accumsan. Donec mauris metus, tempor in, ultricies nec, auctor sollicitudin,



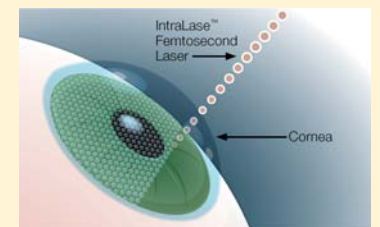
Before iLASIK procedure

After iLASIK procedure*

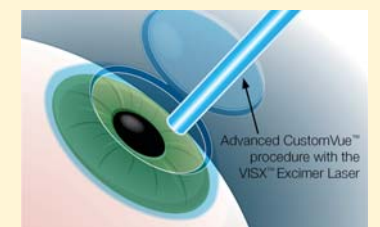
EYETERATIVE



a quick, virtually painless procedure with immediate results. However in with immediate results. However in



a quick, virtually painless procedure with immediate results. However in with immediate results. However in



a quick, virtually painless procedure with immediate results. However in with immediate results. However in

SMS AND WIN FREE CONSULTATION

Answer the question alongside and either sms it to us 67678 or email it to us at answers@centreforsight.net or mail it to any of the Centre For Sight Centres. The best answer will be featured on the Centre For Sight website and will get a free iLasik or Cataract consultation at Centre For Sight.

THE QUESTION

What is the difference between Lasik and iLasik.

LAST DATE

The replies should reach Centre For Sight, not later than the 1st of February 2009.

South Delhi: B-5/24 Safdarjung Enclave, Opposite Deer Park
 East Delhi: F-19, 1st and 2nd Floor, Preet Vihar, Main Vikas Marg
 Gurgaon: SCO Complex - 317, Sector 29
 Faridabad: At Sunflag Hospital, Sector 16A
 Agra: G-5 & B-5, Friends Wasan Plaza, Sanjay Place
 Vasant Kunj: CFS Clinic, D2 /2601, Vasant Kunj, New Delhi



...Because Every Eye Deserves The Best
 ISO 9001:2000 Certified Hospital